

# my Maple cheat sheet

Nasser M. Abbasi

August 11, 2017 compiled on — Friday August 11, 2017 at 09:16 PM [public]

## Contents

		<b>15 How to run maple from command line?</b>	<b>10</b>
<b>1 How to find a particular solution to ODE?</b>	<b>3</b>	<b>16 How to use matrices in maple?</b>	<b>10</b>
<b>2 How to convert Mathematica expression to Maple?</b>	<b>4</b>	<b>17 How can maple return more than value from a procedure call?</b>	<b>11</b>
<b>3 How to debug internal procedures, such as dsolve?</b>	<b>4</b>	<b>18 How does maple handle procedure arguments?</b>	<b>12</b>
<b>4 How to display or print source code of a function or procedure in MAPLE?</b>	<b>4</b>	<b>19 How to define your own data types?</b>	<b>12</b>
<b>5 How to display trace of a function as it runs in maple?</b>	<b>5</b>	<b>20 How to find max element in a matrix and its position as same time?</b>	<b>12</b>
<b>6 How to display a build in function code?</b>	<b>6</b>	<b>21 How to create a package?</b>	<b>13</b>
<b>7 How to build a LIST or a SET on the fly?</b>	<b>6</b>	<b>22 How to convert from floating point to Hex?</b>	<b>15</b>
<b>8 How to make function display more information of what it is doing?</b>	<b>7</b>	<b>23 How to find taylor series expansion of functions?</b>	<b>15</b>
<b>9 How to solve a differential equation with initial conditions?</b>	<b>8</b>	<b>24 How to print elements of a matrix?</b>	<b>16</b>
<b>10 How to verify that the ODE solution given is correct?</b>	<b>8</b>	<b>25 How to find determinant of matrix?</b>	<b>16</b>
<b>11 How to know the type of ODE?</b>	<b>8</b>	<b>26 How to generate Hilber matrix?</b>	<b>16</b>
<b>12 What packages to load for differential equations?</b>	<b>9</b>	<b>27 How to plot matrix data?</b>	<b>16</b>
<b>13 How to plot solution of differential equations?</b>	<b>9</b>	<b>28 How to catch an error from a proc()?</b>	<b>17</b>
<b>14 How to plot a function?</b>	<b>9</b>	<b>29 How to convert 3456 to 3,456 ?</b>	<b>17</b>
		<b>30 How to use units ?</b>	<b>18</b>
		<b>31 On High precision. Using taylor to solve ODE</b>	<b>18</b>

32 How to evaluate catlan number and other sums?	18	51 solving problem 12.4 chapter 4, Math 121A, Boas book. using maple	28
33 How to write a text file that contains a package, and load it and execute it?	19	52 example of doing convergence test in maple	28
34 How to find what packages are included in maple	19	53 Solving problem math 121A, ch 14, 3.18, Boas book. contour integration	29
35 How to plot the gradient vector field?	19	54 How to find multiple roots to an equation such as $\sin(x) = 0$	29
36 How to put the digits of Pi into a list?	20	55 Dr Basti Associated Legendre	29
37 Digits of PI in maple and mma	20	56 Understanding conformal mapping in maple	31
38 How to find where functions are?	23	57 Is there a way to keep the assumptions but not see the tilda character show up?	33
39 on maple data types	23		
40 how to extract stuff from a list based on some selection?	23	58 Fourier series in maple	33
41 how to test if all elements of a matrix are integers?	24	59 How to plot graphs next to each others in a grid like fashion	36
42 how to use laplace transform?	24	60 How to generate Pi on X-axis	36
43 questions I have	25	61 How to make output from Function-Advisor look better?	36
44 3D plotting	25	62 How to do partial fractions?	37
45 How to raise each element in a list to a power?	25	63 How to generate sequence sum symbolically	37
46 How to generate a sequence with any increment?	25	64 Nice plot from Maple	37
47 What shortcuts are there for matrix manipulation?	25	65 How to check if 2 expressions are the same?	37
48 How to solve a set of equations for the derivative?	25	66 converting series to factorials	38
49 How to solve a set of equations for differentials?	26	67 How to find what new additions made to Maple?	38
50 How to plot binary tree	27	68 Why Maple can't solve laplace equation and numerically?	38
		69 Some Maple Matrix operations	38

70 How set diagonal elements to some value, say 1?	40	85 How to simplify log expressions ?	44
71 How to multiply roots of a polynomial?	41	86 How to simplify hyperbolic expression ?	45
72 How to plot a surface in 3D?	41	87 How to create text file and append string to it?	45
73 How to convert trigs to sinc function in an expression	42	88 How to search packages and libraries?	45
74 How to find NullSpace and ColumnSpace of a matrix?	42	89 How to numerically solve a BVP ode and plot the solution?	47
75 How to fix the interface to using Maple notation for input?	43	90 How to find the indicial equation for an ODE?	48
76 How to find all solutions using all-values ?	43	91 How to display on screen for specific width?	48
77 How to add one to only the elements of the diagonal of a matrix?	43	92 Maple IDE links	49
78 How to search help for updates on some package	43	93 loading, remove and finding what packages loaded	49
79 How to work with groups in worksheet	43	94 some rules of thumbs when using Maple	50
80 How to read code into worksheet?	43	95 How to write derivative	50
81 Code editors for Maple	44	96 How to solve heat PDE in 1D in Maple 2017?	50
82 How to find if package is module or table?	44	97 How to make multiple assumptions on a symbol?	51
83 How to replace a string?	44	98 How to make Maple display $\text{diff}(y(x),x)$ as $y'(x)$ ?	51

## 1 How to find a particular solution to ODE?

```
restart;
ode:=diff(y(x),x)+y(x)^2*sin(x)-2*sin(x)/cos(x)^2 = 0;
yp:=DETools:-particularsol(ode);
```

## 2 How to convert Mathematica expression to Maple?

```
restart;  
with(MmaTranslator); #load the package  
FromMma(`Integrate[Cos[x],x]`);
```

Or

```
restart;  
with(MmaTranslator); #load the package  
convert(`Integrate[Cos[x],x]`, FromMma);
```

## 3 How to debug internal procedures, such as dsolve?

```
f:=proc()  
eq:=x*diff(y(x),x)+y(x)=exp(2*x);  
dsolve(eq,y(x));  
end proc;
```

Then used the command `stopat(f)`; then called the procedure `f()`; and now the debugger comes up. Did `step` command and now it steps inside `dsolve`

## 4 How to display or print source code of a function or procedure in MAPLE?

For integration use

```
infolevel[`evalf/int`]:=5; infolevel[int]:=5;
```

Another option

```
restart;  
interface(verboseproc=3) #(try 2 also)
```

then `print(procedure)`; or `eval(procedure_name)`; for example

```
restart:  
interface(verboseproc=3):  
print(LinearAlgebra:-GramSchmidt);  
print(lcm);
```

Also can use `showstat`, in this case `interface(verboseproc=3)` is not needed. Also `showstat` gives line numbers and I think it is easier to read.

```
showstat(`odsolve/2nd_order`)  
showstat(`evalf/hypergeom`);  
showstat(`evalf/exp/general`);  
showstat(`evalf/Psi`);  
showstat(`evalf/int`);  
showstat(`dsolve/SERIES`);
```

There is also a function by Joe Riel here [here is the post by Joe Riel](#):

"A disadvantage of showstat, particularly if you want to cut and paste the output, is that it includes line numbers. Here is a simple procedure I threw together to remove the line numbers."

```
PrintProc := proc(p::name, lines::{posint, posint..posint})
local width;
option `Copyright (C) 2004 by Joseph S. Riel. All rights reserved.`;
description "Print like showstat, but without line numbers";
width := interface('screenwidth'=200);
try
printf("%s",
StringTools:-RegSubs(
"\n ...." = "\n"
, debugopts('procdump'=
`if`(nargs=1, p, [args])))
catch "procedure name expected":
error "%1 is not a procedure name", p
finally interface('screenwidth'=width)
end try;
NULL
end:
```

To print source code to file using the above, do the following

```
currentdir("C:\\data");
interface('prettyprint'=1):
interface('verboseproc'=3):
writeto("listing.txt")
PrintProc('singular');
writeto('terminal');
```

Now the output will show up in the file "listing.txt" and also no line wrapping. The above I found is the best solution so far to do this.

## 5 How to display trace of a function as it runs in maple?

```
trace(foo);
untrace(foo);
```

also see `debug(foo)`;

Also

```
infolevel[all]:=5:
printlevel:=10:
```

See <http://www.mapleprimes.com/questions/35951-How-To-Debugtrace-Things-In-Maple>

Also look at `kernelopts(opaquemodules=true)`

Here is a useful post by Carl Love from Maple prime forum that summarizes all of these

Here are four things that you can do to get more information. I have listed them in order by how structured the information is, with the most structured first.

1. Set

```
infolevel[all]:= 5;
```

That will cause programs to print out additional information of the programmers' choosing. You can use higher or lower numbers for more or less information. Most programs don't use levels higher than 5.

2. Print the code of procedures with showstat:

```
showstat(int);  
showstat(sin);  
showstat(cos);
```

3. Trace the execution of particular procedures with trace:

```
trace(int);  
trace(sin);
```

4. Trace the execution of everything with printlevel:

```
printlevel:= 10000:
```

You can use higher or lower numbers for more or less information.

## 6 How to display a build in function code?

```
interface(verboseproc=3);  
print(DEtools)
```

Or to see line numbers

```
interface(verboseproc=3);  
showstat(dsolve)
```

Or can use the `Browse()` command

```
with(LibraryTools);  
Browse();
```

Another option I found is

```
s:=debugopts(procdump=`showstat`);
```

Then the above produces listing that can be copied as string with line wrapping ok.

## 7 How to build a LIST or a SET on the fly?

One way

```
L:=[]:
for i from 1 to 3 do :
  L:=[op(L),i];
end do;
```

But a better way is to use `seq`

```
L:=[seq(i,i=1..3)];

L := [1, 2, 3]
```

## 8 How to make function display more information of what it is doing?

By Carol Devore on the net:

```
Use infolevel.
For example, to show what logic dsolve uses, do this:

First try
> infolevel[all]:= 5;

That will probably give more information than you want, but if not,
then try
> printlevel:= 1000;

If you want information about a specific procedure, you can use debug.
For example,
restart;
debug(`int/int`);
int(p, x= 0..1);

To find out what procedures are being called without getting too much
extra information, use excallgraph.
```

Trying on dsolve

```
infolevel[dsolve]:= 3;
dsolve({eq1},y(x));

Methods for second order ODEs:
Trying to isolate the derivative d^2y/dx^2...
Successful isolation of d^2y/dx^2
--- Trying classification methods ---
trying a quadrature
trying high order exact linear fully integrable
trying differential order: 2; linear nonhomogeneous with symmetry [0,1]
trying a double symmetry of the form [xi=0, eta=F(x)]
<- double symmetry of the form [xi=0, eta=F(x)] successful
```

## 9 How to solve a differential equation with initial conditions?

To solve

$$y'' - 3y' + 2y = 10e^{5x}$$

with  $y(0) = 1, y'(0) = 5$  do

```
eq1:= diff(y(x),x$2)-3*diff(y(x),x)+2*y(x)=10*exp(5*x);
dsolve({eq1,y(0)=1,D(y)(0)=5},y(x));

Methods for second order ODEs:
Trying to isolate the derivative d^2y/dx^2...
Successful isolation of d^2y/dx^2
--- Trying classification methods ---
trying a quadrature
trying high order exact linear fully integrable
trying differential order: 2; linear nonhomogeneous with symmetry [0,1]
trying a double symmetry of the form [xi=0, eta=F(x)]
<- double symmetry of the form [xi=0, eta=F(x)] successful
....
```

The above can also be written using D@@ notation, like this

```
eq:= (D@@2)(y)(x) - 3*D(y)(x) +2*y(x) = 10*exp(5*x);
IC := y(0)=1,D(y)(0)=5;
dsolve({eq,IC},y(x));
```

## 10 How to verify that the ODE solution given is correct?

use `odetest` and check if it gives zero.

```
eq1:= diff(diff(y(x),x),x)-3*diff(y(x),x)+2*y(x)=10*exp(5*x);
ans:=dsolve({eq1,IC},y(x));
odetest(ans,eq1);
```

0

## 11 How to know the type of ODE?

Maple can classify the ODE.

```
eq1:= diff(y(x),x$2)-3*diff(y(x),x)+2*y(x)=10*exp(5*x);
R0 := DETools['odeadvisor'](eq1,y(x));

R0 := [[_2nd_order, _with_linear_symmetries]]
```

To get help on this type of ODE, do

```
DETools['odeadvisor'](eq1,'help');
```

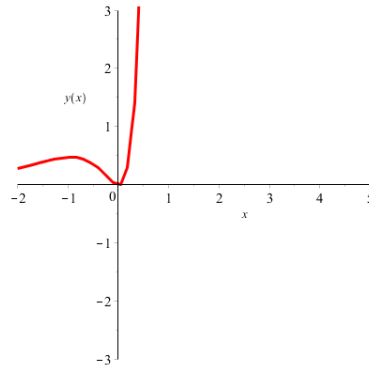


## 12 What packages to load for differential equations?

Use `with(DEtools);`

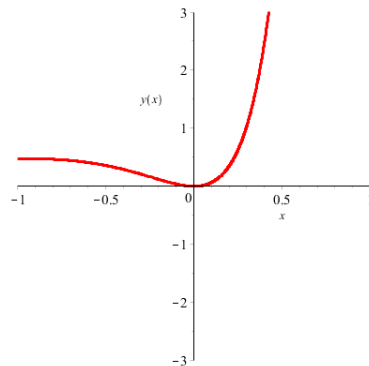
## 13 How to plot solution of differential equations?

```
restart;
eq1:= diff(y(x),x$2)-3*diff(y(x),x)+2*y(x)=10*exp(5*x);
DEtools[DEplot](eq1,y(x),x=-2..5, [[y(0)=0, D(y)(0)=0]], y=-3..3, linecolor=red);
```



To get a better plot, change the stepsize and independent variable range

```
restart;
eq1:= diff(y(x),x$2)-3*diff(y(x),x)+2*y(x)=10*exp(5*x);
DEtools[DEplot](eq1,y(x),x=-1..1, [[y(0)=0,D(y)(0)=0]], y=-3..3, stepsize=0.001, linecolor=red);
```

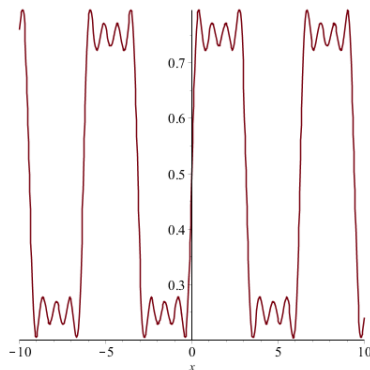


## 14 How to plot a function?

Here, I am looking at fouries series expansion of  $f(x) = 0$  between  $\pi$  and 0, and  $f(x) = 1$  between 0 and  $\pi$ .

The Fouries series expansion is worked out to be as below. This shows that the series approximate the above  $f(x)$  as more terms are added

```
restart;
f:=(x)-> 1/2 + (1/Pi)*(sin(x)+sin(3*x)/3+sin(5*x)/5+sin(7*x)/7);
plot(f(x),x=-10..10);
```



## 15 How to run maple from command line?

From DOS, point to where your cmaple is

```
>"C:\Program Files\Maple 7\BIN.WNT\"cmaple
```

To make it execute maple commands use the < foo.txt to pipe maple commands in the file to it.

## 16 How to use matrices in maple?

```
A:= Matrix( [ [1, 2, 3] ,
               [3, 6, 7] ,
               [5, 6, 9] ,
               [7, 7, 7]
             ]);
whattype(A);
      Matrix
size:=LinearAlgebra:-Dimension(A);
      size := 4, 3
row:=size[1];
      row := 4
col:=size[2];
      col := 3
```

You can extract any part of the matrix like this:

```
B:=A[1..3,2..2];
```

$$\begin{bmatrix} 2 \\ 6 \\ 6 \end{bmatrix}$$

By Carl Devore <http://mathforum.org/kb/message.jspa?messageID=1570678>

Maple list and sequence structures are more flexible than Matrices, which are highly structured. A Maple list of lists (called a listlist in Maplese) is akin to a matrix in some other languages. Many matrix operations can be performed directly on the listlist form, but to do serious linear algebra, you should convert to a Matrix. Of course, it is trivial to convert a listlist to Matrix:

```
LL:= [[1,2], [3,4]];
M:= Matrix(LL);
```

So here is another solution in line with your original wishes. This is "index free", but the table-based solution I gave earlier should be faster. (It is usually considered bad form to repeatedly append to a list or sequence.)

```
L:= []; # Create a NULL sequence
do
  line:= readline(file);
  if line::string then
    if line contains valid data then
      Z:= a list of that data;
      L:= L, Z
    fi
  else
    break
  fi
od
A:= Matrix([L]); # Note []: seq -> list.
```

To move a column into a matrix: Here, I want to copy 2nd column to the 3rd column:

A;

$$\begin{bmatrix} 1 & 2 & 3 \\ 3 & 6 & 7 \\ 5 & 6 & 9 \\ 7 & 7 & 7 \end{bmatrix}$$

B:=A[1..row,2];

$$\begin{bmatrix} 2 \\ 6 \\ 6 \\ 7 \end{bmatrix}$$

A[1..row,3]:=B: A;

$$\begin{bmatrix} 1 & 2 & 2 \\ 3 & 6 & 6 \\ 5 & 6 & 6 \\ 7 & 7 & 7 \end{bmatrix}$$

## 17 How can maple return more than value from a procedure call?

Maple can return multiple values. Make sure to use the comma "," in the body of the procedure to separate each return value. Example:

```
size_matrix:=proc(x) 3*x, 4*x; end proc;
row,col :=size_matrix(5);
```

## 18 How does maple handle procedure arguments?

When passing a variable to maple procedure, the variable VALUE is passed to the procedure (This is different from say Fortran where the default is pass by reference). But this is the same as with Mathematica.

For example, if a variable X had value 10, then you call a procedure FOO passing it X, then inside FOO, X will be the number 10, not the argument variable X. So, this means one can not have X on the left hand side inside FOO. Like this `x:=1`

The only way to assign new value to the input and return new value, is to use a local variable, like this:

```
one:= proc(x)
    local y;
    print(x);
    y:=x+ 1;
    print(x);
    y;
end proc;

z:='z';
z:=5;
f:=one(z);

f := 6
```

## 19 How to define your own data types?

Use ``type/name`` to define new type name.

```
`type/char`:= x-> x::string and length(x)=1;

P:= proc(c::char) print(c) end proc;
P("x");
           "x"
P("xy");
Error, invalid input: P expects its 1st argument, c, to be of type char, but received xy

> `type/byte`:= x-> x::integer and (x>= 0 and x<256);

will define a byte (unsigned integer)
```

## 20 How to find max element in a matrix and its position as same time?

Code from net by Carl Devore:

```

MMax:= proc(M::{Matrix,matrix})
  local C,r,c,mx,L,p;
  C:= op(`if`(M::Matrix, [1,2], [2,2,2]), eval(M));
  L:= map(op, convert(M, listlist));
  mx:= max(L[]);
  member(mx,L,'p');
  r:= iquo(p, C, 'c');
  mx, `if`(c=0, [r,C], [r+1,c])
end;

```

Code below from C W

```

A:=matrix(12,12,rand(100));
Ao:=array((proc(E)
  local i; [seq(i=(rhs=lhs)(E[i]),i=1..nops(E))]end)
  (sort(op(3,eval(A)),proc(E1,E2) if rhs(E1)>rhs(E2)
  then
    true
  else
    false
  fi
  end)))));
Ao[1];

```

## 21 How to create a package?

First create the module:

```

restart;

nma:= module()
  option package;
  export getMaxMatrix;
  getMaxMatrix := proc (M::{matrix, Matrix})
    local C, r, c, mx, L, p;
    C := op(`if`(M::Matrix,[1, 2],[2,2,2]),eval(M));
    L := map(op,convert(M,listlist));
    mx := max(L[]); member(mx,L,'p');
    r := iquo(p,C,'c');
    mx, `if`(c = 0,[r, C],[r+1, c])
  end proc;
end module;

A:= Matrix( [ [1, 2, 3] ,
               [3, 6, 7] ,
               [5, 6, 9] ,
               [7, 7, 7]
             ]);

nma[getMaxMatrix](A);|

```

Gives 9, [3, 3]. Now save the module.

```
savelibname := "C:/MAPLE_PACKAES";  
march('create', savelibname, 20);
```

now save the library to disk. `savelib(nma);`

Now we can test everything by reinitialize everything and reload the library.

```
>restart  
#Add my library to LIBNAME  
>libname:="C:/MAPLE_PACKAGES",libname;  
> A:=matrix( [ [1,2,3],[4,6,9] ] );  
>with(nma);  
>nma[getMaxMatrix](A);
```

Now to print a `proc()` in the package, do

```
>interface(verboseproc=3);  
> print(nma[getMaxMatrix]);
```

Now you can list what packages exist in the archive:

```
march('list',savelibname);  
march('extract',savelibname,":-1.m","C:/MAPLE_PACKAGES/t.m")
```

Some notes. need to clean later

```
> module1lib:=`module1\\lib`;  
> system("md "||module1lib);  
> march('create',module1lib,100);  
> makehelp(module1,`module1/module1.mws`,module1lib):  
> makehelp(`module1/export1`,`module1/export1.mws`,module1lib):  
> savelibname:=module1lib: ### doesn't affect current libname  
> savelib(module1); ### no error message  
> restart;  
> module1lib:="module1\\lib":  
> libname:=module1lib,libname; ### now Maple will find module1  
> with(module1);  
> ?module1
```

Also there is a long thread here on Maple prime on making personal packages in Maple  
[How-To-Create-A-Personal-Package](#)

## 22 How to convert from floating point to Hex?

From: Robert Israel (israel@math.ubc.ca)  
Subject: Re: Getting non-integral results in hex  
Newsgroups: comp.soft-sys.math.maple  
Date: 2003-06-13 00:07:37 PST

I assume you mean floating-point numbers. Note that Maple floats (as opposed to "hardware floats") are in fact stored in base 10. To convert a float to hex with n digits after the ".", you can use this:

```
> `convert/hexfloat`:= proc(x::numeric, n::nonnegint)
  local A,B,ax,R;
  if nargs = 1 then return procname(x,round(Digits*log[16](10))) fi;
  if x = 0 then return cat(`0.` , `0`$n) fi;
  ax:= abs(x);
  A:= floor(ax);
  B:= round(frac(ax)*16^n);
  if B = 16^n then A:= A+1; B:= 0 fi;
  R:= cat(convert(A,hex),`.`);
  if x < 0 then R:= cat(`-`,R) fi;
  cat(R,substring(convert(16^n+B,hex),2..-1));
end;
```

And then, e.g.:

```
> convert(1234.5678, hexfloat, 4);
```

```
4D2.915B
```

## 23 How to find taylor series expansion of functions?

```
mtaylor(sin(x), [x], 10);
```

$$x - 1/6 x^3 + \frac{x^5}{120} - \frac{x^7}{5040} + \frac{x^9}{362880}$$

## 24 How to print elements of a matrix?

```
restart;
a:=Matrix([ [2,3,4],[4,5,6] ]);
nRow,nCol :=LinearAlgebra[Dimension](a);
for i from 1 to nRow do
  for j from 1 to nCol do
    printf("a(%d,%d)=%d\n",i,j,a[i,j]);
  end do;
end do;

a(1,1)=2
a(1,2)=3
a(1,3)=4
a(2,1)=4
a(2,2)=5
a(2,3)=6
```

## 25 How to find determinant of matrix?

```
restart;
a:=Matrix([ [2,4],[5,7] ]);
LinearAlgebra:-Determinant(a);
-6
```

## 26 How to generate Hilber matrix?

```
H := LinearAlgebra:-HilbertMatrix(5);
```

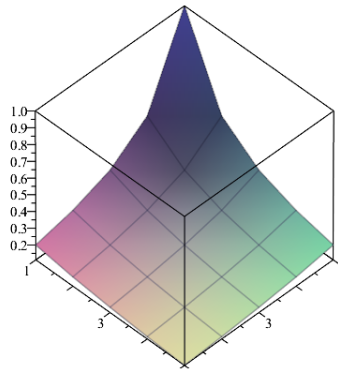
$$\begin{bmatrix} 1 & 1/2 & 1/3 & 1/4 & 1/5 \\ 1/2 & 1/3 & 1/4 & 1/5 & 1/6 \\ 1/3 & 1/4 & 1/5 & 1/6 & 1/7 \\ 1/4 & 1/5 & 1/6 & 1/7 & 1/8 \\ 1/5 & 1/6 & 1/7 & 1/8 & 1/9 \end{bmatrix}$$

## 27 How to plot matrix data?

Matlab is much easier here. In maple, need to covert the matrix to a list of list of points first.

```
restart;
H := LinearAlgebra:-HilbertMatrix(5);
nRow,nCol :=LinearAlgebra[Dimension](H);
L:=[seq([seq([i,j,H[i,j]], i=1..nRow) ], j=1..nCol)];
plots:-surfdata(L);
```





## 28 How to catch an error from a proc()?

An error in maple raises an exception. So, use try catch to trap it as follows:

```
try
  v, pos := MMax(4);
catch:
  printf("an error is caught\n");
end try;
```

## 29 How to convert 3456 to 3,456 ?

From the net, by Carl Devor:

```
`print/commas` := proc(N::integer)
  local n,s,i,b;
  n:= ListTools:-Reverse(convert(abs(N), base, 1000));
  if N<0 then n:= subsop(1= -n[1], n) fi;
  nprintf("%s", sprintf(cat("%d", "%03d" $ nops(n)-1), n[]))
end proc:

commas(456554);

      456,554
```

To convert a string to array of chars use `array(StringTools:-Explode(S))`

```
s:="Nasser M. Abbasi":
r:=array(StringTools:-Explode(s));
      r:=["N" "a" "s" .....]
```

Now can use the string as normal array

```
r[4];
      "s"
```



### 33 How to write a text file that contains a package, and load it and execute it?

This shows how to do a simple package and use it without building a library. Just using a plain text file.

Create this `nma_pkg1.txt` file:

```
nma_pkg1 := module()
  export f1;
  option package;

  f1:= proc()
    print("in package nma_pkg1");
  end proc;

end module;
```

now save it, and from maple do

```
>read("c:\\nma_pkg1.txt");
```

now execute `f1()` as this:

```
>nma_pkg1[f1]();
      "in package nma_pkg1"
```

now put it in a library (so that we can use `with`, instead of `read`)

```
> savelibname:=("c:/maple");
> march('create', savelibname, 20);
> savelib(nma_pkg1);
>restart;
> libname := "c:/maple",libname;
> with(nma_pkg1);
> f1();
      "in package nma_pkg1"
```

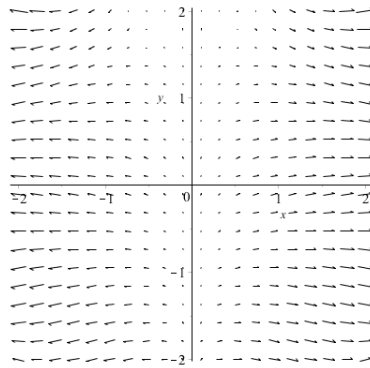
now make changes to the `nma_pkg1.txt` file and updated again as above.

### 34 How to find what packages are included in maple

```
?index,package
```

### 35 How to plot the gradient vector field?

```
restart;
f:=3*x^2 + y* cos(x*y);
the_grad :=linalg[grad](f,[x,y]);
plots[fieldplot](the_grad,x=-2..2,y=-2..2);
```



or

or can do it in just one command: `plots[gradplot](f,x=-2..2,y=-2..2);`

### 36 How to put the digits of Pi into a list?

Suppose you want the 100 digits of Pi put in a list. This is one way to do it:

```
restart;
L:=evalf(Pi,100);
S:=convert(L,string);
the_list:=[seq(parse(S[i]),i=3..length(S))];

    the_list := [1, 4, 1, 5, 9, 2, 6, 5, 3, ..
```

This below now tells how many times each digits occurs.

```
>stats[transform,tally](the_list);

[Weight(0, 8), Weight(1, 8), Weight(2, 12), Weight(3, 11),
Weight(4, 10), Weight(5, 8), Weight(6, 9), Weight(7, 7),
Weight(8, 13), Weight(9, 13)]
```

### 37 Digits of PI in maple and mma

Written sometime in 2005? I should really record the time when I write something.

**I just run these now, Auust 2014, and now Maple 18 as very fast. So this all below is no longer valid. I will leave it here for now for reference until I update it all later**

I have written a few lines of code, which counts how many times each digit occurs after the decimal points of  $\pi$

Written this in maple first. Then did similar thin in mma 5.0. Both are run on the same PC. No other applications are running at the time when I run the code.

The basic idea of the algorithm is to use `evalf(Pi,digits)` in maple to find  $\pi$  for any number of decimal digits, and to use `N[Pi,digits]` in mma for doing the same. (Where the variable digits above is the number of digits)

Then in maple convert the above  $\pi$  to a string, and generate a sequence of the characters to right of decimal point, then use `stats[transform,tally]` to do the actual counting.

In mma, I use `RealDigits[]` to get a list of the digits, and then use `Count[]` to do the counting.

This is result of some of the runs to find Pi to some digits, and the total time (to find Pi and do the counting)

All times are in cpu seconds, machine is P4, 2.8 Ghz, 500 MB of RAM, single CPU, hyperthreading enabled, running XP home edition. Maple 9.03 student version, and mma 5.0 student version.

Below is the result, and below that I show the maple code and the mma code.

Because of this, before each run in mma, I exited the application and started it fresh. In maple, it does not matter for the above reason.

100,000 digits:		
	Find_Pi	Total
Maple 9.0	55	84
Mma 5.0	0.9	1.54

Mma is 60 times faster in finding pi and about 56 times faster overall

300,000 digits:		
	Find_Pi	Total
Maple 9.0	309	781
Mma 5.0	3.7	6

Mma is 300 times faster in finding Pi, and 130 times faster overall.

3,000,000 digits		
	Find_Pi	Total
Maple 9.0		
Mma 5.0	85	118

Maple time in hours ! Still running.

Maple code

```
> restart;
startingTime :=time();
L:=evalf(Pi,100000):
timeToFindPiInSecs:=time()-startingTime;
S:=convert(L,string):
the_list:=[seq(parse(S[i]),i=3..length(S))]:
stats[transform,tally](the_list);
endingTime :=time():
cpuTimeInSecs := endingTime - startingTime;
```

mma code

```
Clear []
startingTime=TimeUsed []
t1=N[Pi,100000];
timeToFindPiInSecs=TimeUsed []-startingTime
{c,d}=RealDigits[t1];
theList=c[[Range[2,Length[c]]]];
f[digit_]:=Count[theList,digit];
r=Range[0,9];
Map[f,r]
cpuTimeInSecs=TimeUsed []-startingTime
```

**update 12/25/03** Changed maple code on how to do the counting : To use

```
StringTools[CharacterFrequencies](S)
```

Now the counting in maple is much faster. It is always hard to know which is the best function to use.

```
restart;
startingTime :=time();
L:=evalf(Pi,300000):
timeToFindPiInSecs:=time()-startingTime;
S:=convert(L,string):
StringTools[CharacterFrequencies](S);
endingTime :=time():
cpuTimeInSecs := endingTime - startingTime;
```

## 38 How to find where functions are?

```
From: Ken Lin (maplemath@tp.edu.tw)
Subject: Re: how to find which package a function belongs to?
Newsgroups: comp.soft-sys.math.maple
Date: 2003-12-04 03:49:26 PST
```

When Maple first loaded, There are only two kinds of "internal" commands which can be called directly. One is the "kernal" commands coded in C, and the other includes many "internal" prodecures programmed by the kernal commands which lies in the "Main Library", There are also many other "external" procedures which were categorized into so called "packages", plots[display](...) for example, plots[] is a package(Library), and display() is the prodecure inside plots[]. All the packages can be loaded by with() command, like

```
> with(plots);
```

Because Different Packages include user library might have the same procedure name, Maple doesn't realize the "procedure\_name" you type in, it took it for a "symbol". If you really want to know which packages provided by Maple the external procedure lies in, just mark the procedure\_name and press F1 key, the Maple Help Browser will show you the packages you might be interested.

By the way, plot3d() is a "internal" procedure lies in the Main Library. You can confirm that by:

```
> op(0, eval(plot3d));
                                procedure
or in Maple 9
> type( plot3d, 'std' );          #Is it internal?                true
> type( plot3d, 'stdlib' );      #Does is lie in "Standard(Main) Library"?
                                true
```

If you are interested the codes inside plot3d()...

```
> interface(verboseproc=2):      #Turn on verboseproc
> print(plot3d);                 #eval() also works
> interface(verboseproc=1):      #Turn off verboseproc
```

I hope this will give you some help. Have fun with Maple.

Ken Lin

## 39 on maple data types

See <http://www.maplesoft.com/applications/view.aspx?SID=1533&view=html&L=G>

## 40 how to extract stuff from a list based on some selection?

use select. For example

```

>restart;
>my_list:=[1,3.4,3+I,5];
>select(x->evalb(Im(x)=0),my_list);
      [1, 3.4, 5]

```

## 41 how to test if all elements of a matrix are integers?

```

restart;
m:=Matrix( [[1.3,2,3],[3,4,4] ]);
matrixTestQ := proc(m::Matrix)

    local r,c,i,j;

    (r,c):=LinearAlgebra[Dimensions](m);
    for i from 1 to r do
        for j from 1 to c do
            if( not evalb( whattype(m[i,j]) = integer) ) then
                return(false);
            end if;
        end do;
    end do;

    return true;
end proc;

>matrixTestQ(m);

      false

```

I am sure there is a better way than the above. Need to find out.

## 42 how to use laplace transform?

```

restart;
f:= t->sin(omega*t) ;
L:=convert(inttrans[laplace](f(t),t,s),int);

```

$$\frac{\omega}{\omega^2 + s^2}$$

To find the inverse, do:

```
inttrans[invlaplace](L,s,t);
```

$$\sin(\omega t)$$

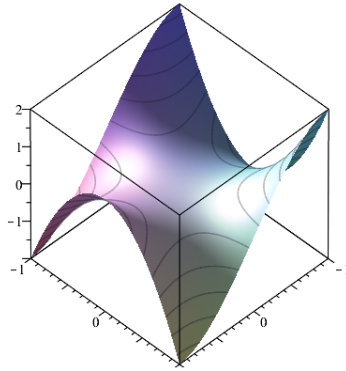


## 43 questions I have

```
Any difference between using  
  
`diffalg/Rosenfeld_Groebner`(args)  
or  
diffalg[Rosenfeld_Groebner](args)
```

## 44 3D plotting

```
restart;  
f:= (x,y)->x^3-3*x*y^2;  
plot3d(f,-1..1,-1..1,numpoints=2500,style=patchcontour);
```



## 45 How to raise each element in a list to a power?

Use map

```
map(`^^`,{1,2,3},3);  
{1, 8, 27}
```

## 46 How to generate a sequence with any increment?

```
incr:=.25; start:=0; last:=3;  
seq(start+i*incr,i=1..(last/incr));
```

## 47 What shortcuts are there for matrix manipulation?

read ?MVshortcut, ?MVassignment, and ?Mvextract and Transpose(R) can be shortened to R^%T

## 48 How to solve a set of equations for the derivative?

Written feb 20, 2004

This is problem 7.4 chapter 4, in the Mary Boas book. Given

$$xs^2 + yt^2 = 1$$

$$x^2s + y^2t = xy - 4$$

Find  $\frac{dx}{dt}, \frac{dx}{ds}, \frac{dy}{dt}, \frac{dy}{ds}$  at  $x = 1, y = -3, s = 2, t = -1$

This is how I did it in maple:

```
restart;
alias(x=x(s,t));
alias(y=y(s,t));
alias(Xt= diff(x(s,t), t));
alias(Xs= diff(x(s,t), s));
alias(Yt= diff(y(s,t), t));
alias(Ys= diff(y(s,t), s));

eq1:= x*s^2+y*t^2=1;
eq2:= x^2*s+y^2*t=x*y-4;

r1:=diff(eq1,t);
r2:=diff(eq1,s);
r3:=diff(eq2,t);
r4:=diff(eq2,s);

sol:=solve({r1,r2,r3,r4},{Xt,Xs,Yt,Ys});
```

$$\frac{\partial}{\partial s}x(s,t) = -\frac{x(s,t)(x(s,t)t^2 - 4y(s,t)st + 2x(s,t)s)}{2x(s,t)st^2 - 2y(s,t)ts^2 + x(s,t)s^2 - y(s,t)t^2}$$

$$\frac{\partial}{\partial t}x(s,t) = -\frac{y(s,t)t(-3y(s,t)t + 2x(s,t))}{2x(s,t)st^2 - 2y(s,t)ts^2 + x(s,t)s^2 - y(s,t)t^2}$$

$$\frac{\partial}{\partial s}y(s,t) = -\frac{x(s,t)(3x(s,t)s - 2y(s,t))s}{2x(s,t)st^2 - 2y(s,t)ts^2 + x(s,t)s^2 - y(s,t)t^2}$$

$$\frac{\partial}{\partial t}y(s,t) = -\frac{y(s,t)(4x(s,t)st - y(s,t)s^2 - 2y(s,t)t)}{2x(s,t)st^2 - 2y(s,t)ts^2 + x(s,t)s^2 - y(s,t)t^2}$$

```
points:= {x=1,y=-3,s=2,t=-1};
subs(points,sol);
```

## 49 How to solve a set of equations for differentials?

This is problem 7.15 chapter 4 in Boas:

Given  $x^2u - y^2v = 1$  and  $x + y = uv$  Find  $\frac{dx}{du}, v$  and  $\frac{dx}{du}, y$

This is the maple code to solve this:

```

restart;
eq1:=x^2*u-y^2*v=1;
eq2:=x+y=u*v;
r1:=D(eq1);
r2:=D(eq2);
r1_:=subs(D(v)=0,r1);
r2_:=subs(D(v)=0,r2);
sol:=solve({r1_,r2_},{D(x),D(u)});
print("dx/du,v=");
rhs(sol[1])/rhs(sol[2]);

r1_:=subs(D(y)=0,r1);
r2_:=subs(D(y)=0,r2);
sol:=solve({r1_,r2_},{D(x),D(u)});
print("dx/du,y=");

rhs(sol[1])/rhs(sol[2]);

```

$$\begin{aligned}
 eq1 &:= ux^2 - vy^2 = 1 \\
 eq2 &:= x + y = uv \\
 r1 &:= 2D(x)xu + x^2D(u) - 2D(y)yv - y^2D(v) = 0 \\
 r2 &:= D(x) + D(y) = D(u)v + uD(v) \\
 r1_ &:= 2D(x)xu + x^2D(u) - 2D(y)yv = 0 \\
 r2_ &:= D(x) + D(y) = D(u)v \\
 sol &:= \left\{ D(u) = \frac{2D(y)(ux + vy)}{x(2uv + x)}, D(x) = \frac{D(y)(2v^2y - x^2)}{x(2uv + x)} \right\} \\
 &\quad \text{"dx/du,v="} \\
 &\quad \frac{2(ux + vy)}{2v^2y - x^2} \\
 r1_ &:= 2D(x)xu + x^2D(u) - y^2D(v) = 0 \\
 r2_ &:= D(x) = D(u)v + uD(v) \\
 sol &:= \left\{ D(u) = -\frac{D(v)(2u^2x - y^2)}{x(2uv + x)}, D(x) = \frac{D(v)(ux^2 + vy^2)}{x(2uv + x)} \right\} \\
 &\quad \text{"dx/du,y="} \\
 &\quad -\frac{2u^2x - y^2}{ux^2 + vy^2}
 \end{aligned}$$

## 50 How to plot binary tree

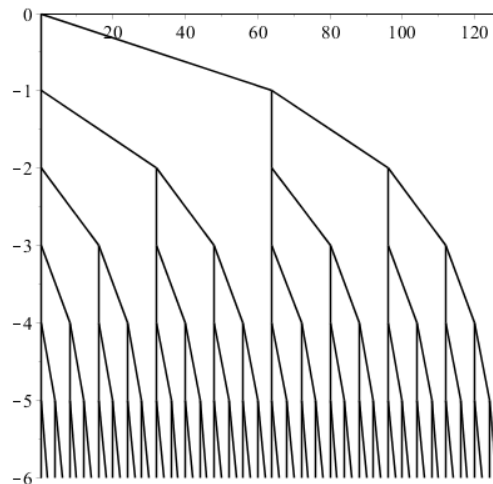
by <http://www.math.fsu.edu/~bellenot>

```

restart;
t2 := proc(i, x, y)
  if i < 2 then [[x, y], [x, y - 1]], [[x, y], [x + 2^i, y - 1]]
  else [[x, y], [x, y - 1]], [[x, y], [x + 2^i, y - 1]],
        t2(i - 1, x, y - 1), t2(i - 1, x + 2^i, y - 1)
  end if
end proc;

PLOT(CURVES(t2(6,0,0)));

```



## 51 solving problem 12.4 chapter 4, Math 121A, Boas book. using maple

```

restart;
z:= Int( sin(t)/t, t=sin(x)..cos(x));
diff(z,x);

```

$$-\frac{\sin(x) \sin(\cos(x))}{\cos(x)} - \frac{\cos(x) \sin(\sin(x))}{\sin(x)}$$

## 52 example of doing convergence test in maple

```

restart;
c:='c': C:='C': n:='n': P:='P':
C := n -> ((n+2)/(3*n+1))^n:
### WARNING: calls to `C` for generating C code should be replaced by codegen[C]
`The general term is `, c[n]= C(n); ``;
`The n-th root is:`;
### WARNING: calls to `C` for generating C code should be replaced by codegen[C]
P := C(n)^(1/n):
abs(c[n])^(1/n) = P;
P := simplify(P, assume=positive):
abs(c[n])^(1/n) = P;

```

The general term is ,  $c_n = \left( \frac{n+2}{3n+1} \right)^n$

The n-th root is:

$$|c_n|^{\frac{1}{n}} = \left( \left( \frac{n+2}{3n+1} \right)^n \right)^{\frac{1}{n}}$$
$$|c_n|^{\frac{1}{n}} = \frac{n+2}{3n+1}$$

### 53 Solving problem math 121A, ch 14, 3.18, Boas book. contour integration

```
restart;  
f:= 1/( (1-2*z)*(5*z-4) );  
residue(f,z=4/5);
```

$$\frac{-1}{3}$$

### 54 How to find multiple roots to an equation such as $\sin(x) = 0$

```
_EnvAllSolutions:=true;  
solve(sin(x)=0);
```

Pi \_Z1~

### 55 Dr Basti Associated Legendre

```
Subject: Associated Legendre  
Author: Mehran Basti <Basti@worldnet.att.net>  
Organization: AT&T Worldnet  
Date: Mon, 25 Nov 2002 02:48:15 GMT
```

Dear newsgroup:

I had mentioned that my methods will solve classical equations without the use of infinite series.

The following is a Maple code of my old files. Those days I had Maple2 but the general idea is the same in the process and you see that we can also solve the integrals involved.

It does not make sense how are the theory behind it but eventually it will come into light.

Just read the procedures and you can see the solution of associated legendre AL at the end.

```
> s1:=-diff(p(t),t)+p(t)^2;  
>  
> s2:=exp(2*int(p(t),t))*T(t);  
> s3:=s1+s2;  
> s4:=diff(T(t),t)/T(t);  
> s5:=-1/2*(diff(s4,t))+1/4*s4^2;
```

```

> s6:=s5+s2;
> p(t):=-1/t+(1)/(2-t);
> s1:=simplify(s1);
> s1:=collect(%,t);
> s2:=simplify(s2);
> s1+s2=(2*t^2-4*t+m^2-1)/(t*(-2+t))^2;
> solve(%,T(t));
> T(t):=simplify(%);
> s2:=simplify(s2);
> s2+s1;
> s3:=simplify(%);
>
> s6:=simplify(s6);
> t*(-2+t);
> simplify(%);
> z:=(r3*t^3+r2*t^2+r1*t+r0)/(%);
>
> simplify(diff(z,t)+z^2-s6);
> s7:=collect(numer(%),t);
>
> coeff(%,t,0);
> solve(%,r0);
> r0:=op(1,{%});
> coeff(s7,t,1);
> solve(%,r1);
> r1:=simplify(%);
> coeff(s7,t,2);
> solve(%,r2);
> r2:=simplify(%);
> coeff(s7,t,3);
> solve(%,r3);
> r3:=simplify(%);
> simplify(s7);
> s3:=simplify(s3);
> s4:=simplify(s4);
> s6:=simplify(s6);
> T(t):=simplify(T(t));
> z:=simplify(z);
> 1/2*s4+2*p(t)+z;
> s8:=simplify(%);
> exp(int(%,t));
> expand(%);
> g:=(%);
> simplify(g,power);
> g:=%;
> Int(%,t);
> Integralg:=(%);
> int(g1(t),t);
> x1:=-p(t)+g1(t)/(%);
> diff(x1,t)+x1^2-s3;
> simplify(%);
> s10:=numer(%);
> solve(%,int(g1(t),t));
> Ing:=(%);
> simplify(subs(g1(t)=g,%));
>
> Ing:=(%);
> expand(%);
> Ing:=simplify(%);
> simplify(diff(%,t)-g);
> expand(%);

```

```

> simplify(%);
> x:=-p(t)+g/Ing;
> simplify(diff(x,t)+x^2-s3);
> int(x,t);
> exp(%);
> expand(%);
> s11:=simplify(%);
> ALT:=t*(2-t)*diff(u(t),t$2)+2*(1-t)*diff(u(t),t)+(2-m^2/(1-(1-t)^2))*u(t);
> -2*(1-t)/(2*t*(2-t));
> int(%,t);
> exp(%);
> s12:=simplify(%,power);
>
> u1:=s12*s11;
> u1:=simplify(%,power);
> simplify(subs(u(t)=u1,ALT));
> AL:=(1-nu^2)*diff(u(nu),nu$2)-2*nu*diff(u(nu),nu)+(2-m^2/(1-nu^2))*u(nu);
>
> u2:=subs(t=1-nu,u1);
> simplify(subs(u(nu)=u2,AL));
>

```

The advantage of these methods are that there are ample rooms for advances.  
 Today my skills for solving classical equations such as Riccati is much advanced.  
 Highly complicated and more general Riccati equations in its billions now possible.  
 Sincerely  
 Dr.M.Basti

## 56 Understanding conformal mapping in maple

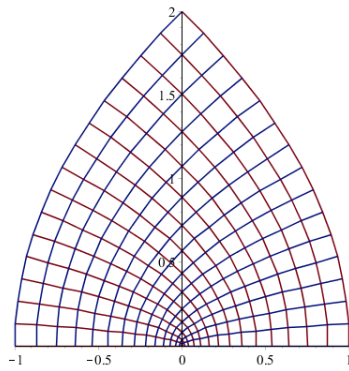
To plot mapping of complex function in maple, use `[plots] conformal`. The trick is to how to specify the quadrant in the x-y plane. This example shows how.

Suppose we want to map the first quadrant. Then we specify the `DIAGONAL` points in the range, from the lower left corner to the upper right corner, which then should be `0..1+I`. Because 0 is the lower left corner, and `(1, i)` is the upper right corner. Example:

```

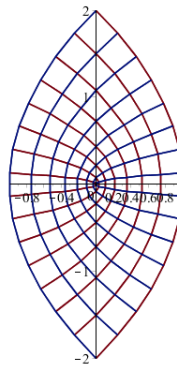
restart;
assume(y,real);
assume(x,real);
#f:= z->I+z*exp(I*Pi/4);
f:= z->z^2;
w:=f(x+I*y);
u:=Re(w);
v:=Im(w);
plots:-conformal(f(z),z=0..1+I,grid=[16,16],numxy=[16,16],scaling=constrained);

```



This below uses the first TWO quadrants, i.e. the upper half of the x-y plane

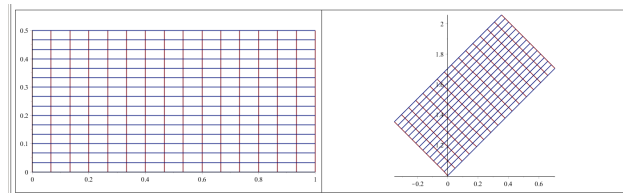
```
restart;
assume(y,real);
assume(x,real);
#f:= z->I+z*exp(I*Pi/4);
f:= z->z^2;
w:=f(x+I*y);
u:=Re(w);
v:=Im(w);
plots:-conformal(f(z),z=-1-I..1+I,grid=[16,16],numxy=[16,16],scaling=constrained);
```



This below puts the plots next to each others so to see them

```
restart;
assume(y,real);
assume(x,real);
f:= z->I+z*exp(I*Pi/4);
#f:= z->z^2;
w:=f(x+I*y);
u:=Re(w);
v:=Im(w);
A := array(1..2):
A[1]:=plots:-conformal(z,z=0..1+I/2,grid=[16,16],numxy=[16,16],scaling=constrained):
A[2]:=plots:-conformal(f(z),z=0..1+I/2,grid=[16,16],numxy=[16,16],scaling=constrained):
plots:-display(A);
```





## 57 Is there a way to keep the assumptions but not see the tilda character show up?

`interface(showassumed=0)` removes all tildas and `interface(showassumed=1)` adds the tildas.

## 58 Fourier series in maple

I wrote this to generate FS in Maple for some HW I was doing. I think this was for Math 121A at UC Berkeley in 2003

```
restart;
f:=x->piecewise(-Pi<x and x<Pi/2,-1,
                Pi/2<x and x<1,0,1);

assume(n,integer);

nmaFourier2:=proc(f,freq,from_,to_,maxN)
    local n::integer,denomC,denomS,a,b;
    denomC:=( to_ - from_ ) / 2;
    denomS:=( to_ - from_ ) / 2;

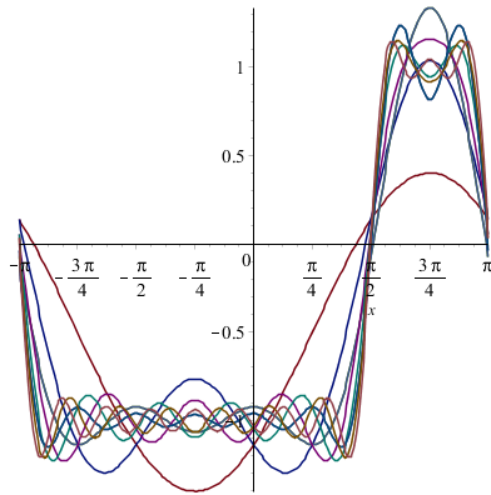
    a:=proc(n)
        int(f(x)*cos(n*freq*x),x=from_..to_) /denomC;
    end proc;

    b:=proc(n)
        int(f(x)*sin(n*freq*x),x=from_..to_) / denomS;
    end proc;

    evalf(denomC);

    1/2*a(0) + sum( a(n) * cos(n*freq*x) ,n=1..maxN)
                + sum( b(n) * sin(n*freq*x) ,n=1..maxN)
end proc;

r:=[seq(nmaFourier2(f,1,-Pi,Pi,nIter),nIter=1..10)];
plot(r,x=-Pi..Pi);
```



To animate do

```
g:=n->plot(nmaFourier2(f,1,-Pi,Pi,n),x=-2*Pi..2*Pi);
plots:-animate(g,[n],n=1..40);
```

Another version

```

restart;
f:=x->piecewise(-Pi<x and x<Pi/2,-1,
                Pi/2<x and x<1,0,1);

assume(n,integer);
nmaFourier2:=proc(f,freq,from_,to_,maxN::integer)
    local n::integer,denomC,denomS,a,b;

    denomC:=( to_ - from_ ) / 2;
    denomS:=( to_ - from_ ) / 2;

    a:=proc(n)
        int(f(x)*cos(n*freq*x),x=from_..to_) /denomC;
    end proc;

    b:=proc(n)
        int(f(x)*sin(n*freq*x),x=from_..to_) / denomS;
    end proc;

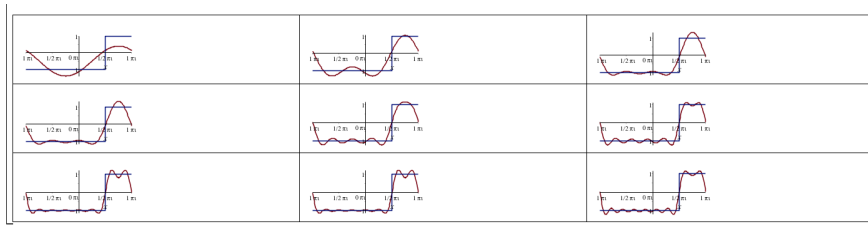
    1/2*a(0) + sum( a(n) * cos(n*freq*x) ,n=1..maxN)
                + sum( b(n) * sin(n*freq*x) ,n=1..maxN)
end proc;

plots[setoptions](title=` ` , axesfont=[SYMBOL,8] ,font=[COURIER,1],
    xtickmarks=[seq(evalf(k*Pi/2)=sprintf("%a %s", k/2 , "pi" ),k= -3..3)],
    ytickmarks=[-1.0="-1" , -0.5="" , 0.0="0" , 0.5="" , 1.0="1"]);

B:=array(1..3,1..3);
k:=0;
for i from 1 to 3 do
    for j from 1 to 3 do
        k:=k+1;
        B[i,j]:=plot({f(x),nmaFourier2(f,1,-Pi,Pi,k)},x=-Pi..Pi,size=[200,100]);
    end do;
end do;

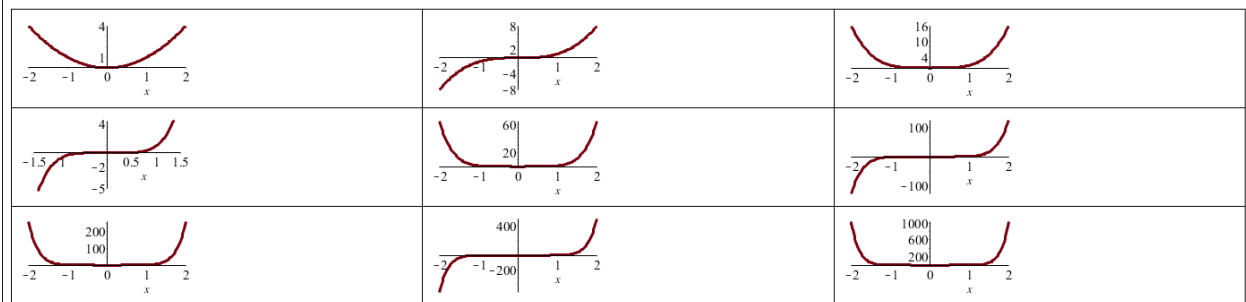
plots:-display( B);

```



## 59 How to plot graphs next to each others in a grid like fashion

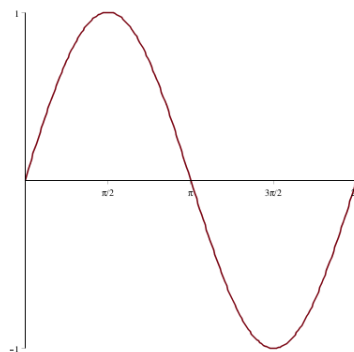
```
restart;
v:=1;
B:=Matrix(3,3);
for i from 1 to 3 do
  for j from 1 to 3 do
    v:=v+1;
    B[i,j]:= plot(x^v,x=-2..2,thickness=3,size=[200,100] );
  end do;
end do;
plots:-display(B);
```



## 60 How to generate Pi on X-axis

From book Maple animation by John Putz

```
plot( sin(x), x=0..2*Pi, xtickmarks=evalf([Pi/2="p/2", Pi="p",
3*Pi/2="3p/2", 2*Pi="2p"]), ytickmarks=[-1,1], axesfont=[SYMBOL,16],
labels=["", ""] );
```



## 61 How to make output from FunctionAdvisor look better?

From Preben Alsholm

```
res:=FunctionAdvisor(sin):
res2:=op(2,eval(res)):
map(print,res2);
```

or answer by Thomas Richard

```
> FunctionAdvisor( display, sin );
```

## 62 How to do partial fractions?

Use `convert(expr,parfrac)` or `convert(f,fullparfrac)`

## 63 How to generate sequence sum symbolically


```
n := 7;  
f:=sum('a[k]*b[k]', 'k'=1..n);
```

$$a_1b_1 + a_2b_2 + a_3b_3 + a_4b_4 + a_5b_5 + a_6b_6 + a_7b_7$$

## 64 Nice plot from Maple

from Serge from the net:

```
restart;  
with(geom3d):  
plane(OYZ,x=0,[x,y,z]):  
plane(OXZ,y=0,[x,y,z]):  
plane(OXY,z=0,[x,y,z]):  
c:=1/2:r:=1/4:  
L:=combinat[permute]([-c$3,c$3],3):  
S:=seq(sphere(s||i,[point(A||i,op(op(i,L))),r]),i=1..8):  
draw([OYZ,OXZ,OXY,S]);
```



## 65 How to check if 2 expressions are the same?

Use `evalb()`. For example `evalb(I*sinh(x)=sin(I*x))`; gives true

The above does not always work. Only sure way is to do this

```
> m1 := exp(I*n*x);  
m2 := (cos(n*x)+I*sin(n*x));  
simplify(m1-m2);  
simplify(m1-convert(m2,exp));
```

## 66 converting series to factorials

Function by Robert Israel from the net:

```
restart;

thefacts:= [seq(i!,i=2..20)]:
getfacts:= proc(x::{algebraic,series})
  local i;
  if type(x, {`+`,`*`,`series`}) then
    map(getfacts,x)
  elif type(x, fraction) then
    getfacts(numer(x))/getfacts(denom(x))
  elif type(x, ``) then
    getfacts(op(1,x))^op(2,x)
  elif type(x, negint) then
    -getfacts(-x)
  elif type(x, posint) then
    for i from 1 to 19 while irem(x, thefacts[i]) = 0 do od:
    if i = 1 then x
    elif thefacts[i-1] = x then ``(i)!
    else ``(i-1)!*getfacts(x/thefacts[i])
    fi
  else x
  fi
end;

getfacts(series(sin(x),x));
```

$$\text{series} \left( x - \frac{x^3}{((3))!} + \frac{x^5}{((5))!} + O(x^7), x, 7 \right)$$

## 67 How to find what new additions made to Maple?

?updates,maple10

## 68 Why Maple can't solve laplace equation and numerically?

```
with (PDEtools);
PDE := diff(u(x,y), y, y ) + diff(u(x,y), x, x) = 0;
BC:= u(x,0)=0, u(x,100)=100, u(y,0)=0, u(y,10)=0;
sol:=pdsolve(PDE,{BC} ,numeric );
```

Error, (in pdsolve/numeric) initial/boundary conditions must be defined at one or two points for each independent variable

## 69 Some Maple Matrix operations

Create a new matrix, by appending some rows of one matrix to rows from another matrix:

```
restart; with(LinearAlgebra):
A:=< <1|2|3> , <4|5|6> >;
```

$$\begin{bmatrix} 1 & 2 & 3 \\ 4 & 5 & 6 \end{bmatrix}$$

```
B:=< <7|8|10> , <11|12|13> , <14|15|16> >;
```

$$\begin{bmatrix} 7 & 8 & 10 \\ 11 & 12 & 13 \\ 14 & 15 & 16 \end{bmatrix}$$

Now append first row of A to last 2 rows of B

```
C:=< A[1,1..-1] , B[2..-1,1..-1] >;
```

$$\begin{bmatrix} 1 & 2 & 3 \\ 11 & 12 & 13 \\ 14 & 15 & 16 \end{bmatrix}$$

```
# Now append first column of A to first 2 rows of B
A[1..-1,1];
B[1..2,1..-1];
C:=< A[1..-1,1] | B[1..2,1..-1] >;
```

$$\begin{bmatrix} 1 & 7 & 8 & 10 \\ 4 & 11 & 12 & 13 \end{bmatrix}$$

```
#Now remove the middle row of B
B;
B:=<B[1,1..-1] , B[-1,1..-1] >;
```

$$\begin{bmatrix} 7 & 8 & 10 \\ 14 & 15 & 16 \end{bmatrix}$$

```
#now set the diagonal elements of B to be 0
B:=RandomMatrix(3);
for i from 1 to 3 do
  B[i,i]:=0;
end do;
B;
```

$$B := \begin{bmatrix} 0 & 99 & 92 \\ 8 & 0 & -31 \\ 69 & 44 & 0 \end{bmatrix}$$

$$\begin{bmatrix} 0 & 99 & 92 \\ 8 & 0 & -31 \\ 69 & 44 & 0 \end{bmatrix}$$

To find inverse.

```
restart;
with(LinearAlgebra):
A:=Matrix( [ [2,0],[4,2] ]);
MatrixInverse(A);
```

$$\begin{bmatrix} 1/2 & 0 \\ -1 & 1/2 \end{bmatrix}$$

To check that for any matrix A, then  $A \cdot \text{transpose}(A)$  is always a matrix which is symmetrical

```
A:=RandomMatrix(2,3);
A.Transpose(A);
```

$$A := \begin{bmatrix} 99 & 44 & -31 \\ 29 & 92 & 67 \end{bmatrix}$$

$$\begin{bmatrix} 99 & 44 & -31 \\ 29 & 92 & 67 \end{bmatrix}$$

how to create a random lower triangular matrix?

```
restart;
with(LinearAlgebra);
A:=RandomMatrix(4,4,outputoptions=[shape=triangular[lower]]);
```

$$\begin{bmatrix} 67 & 0 & 0 & 0 \\ -31 & 92 & 0 & 0 \\ 44 & 29 & 99 & 0 \\ 69 & 8 & 27 & -4 \end{bmatrix}$$

## 70 How set diagonal elements to some value, say 1?

```
restart;
with(LinearAlgebra);
A:=RandomMatrix(5);
LinearAlgebra:-Map[(i,j)->evalb(i=j)](x->1,A);
```

$$A := \begin{bmatrix} 1 & -98 & -76 & -4 & 29 \\ -38 & 1 & -72 & 27 & 44 \\ -18 & 57 & 1 & 8 & 92 \\ 87 & 27 & -32 & 1 & -31 \\ 33 & -93 & -74 & 99 & 1 \end{bmatrix}$$



$$\begin{bmatrix} 1 & -98 & -76 & -4 & 29 \\ -38 & 1 & -72 & 27 & 44 \\ -18 & 57 & 1 & 8 & 92 \\ 87 & 27 & -32 & 1 & -31 \\ 33 & -93 & -74 & 99 & 1 \end{bmatrix}$$

## 71 How to multiply roots of a polynomial?

```
eq:=3*x^3+2*x^2+x+5=0;
s:=[evalf(solve(eq,x))];
mul(s[i],i=1..nops(s));
```

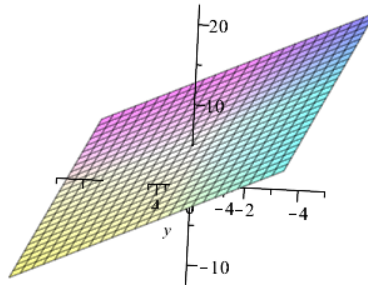
$$eq := 3x^3 + 2x^2 + x + 5 = 0$$

$$s := [-1.342780428, 0.3380568807 - 1.061566392 I, 0.3380568807 + 1.061566392 I]$$

$$-1.666666666 - 1.157693742 \cdot 10^{-10} I$$

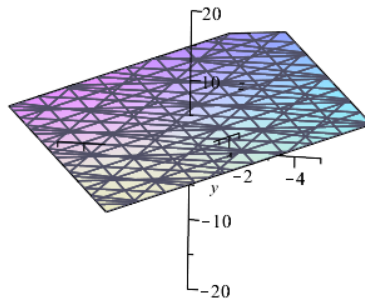
## 72 How to plot a surface in 3D?

```
restart;
eq:=3*x+4*y+2*z=10;
plot3d(solve(eq,z),x=-5..5,y=-5..5,axes=normal);
```



One can also use `implicitplot3d`

```
restart;
with(plots):
implicitplot3d(3*x+4*y+2*z=10, x=-5..5, y=-5..5, z=-20..20, axes=normal);
```



### 73 How to convert trigs to sinc function in an expression

From <http://www.mapleprimes.com/questions/40470-Trigonometric-Function-To-Sinc-Function>

Maple doesn't have a sinc function. If you mean the function  $\text{sinc}(x) = \sin(x)/x$ , you could say something like

```
> eval(expr, {sin = (x -> x*sinc(x)),
               cos = (x -> (x+Pi/2)*sinc(x+Pi/2)),
               tan = (x -> x*sinc(x)/(x+Pi/2)/sinc(x+Pi/2))});
```

### 74 How to find NullSpace and ColumnSpace of a matrix?

```
restart;
with(LinearAlgebra):
A:=Matrix([[1,0,1,0,1],[0,1,0,1,0]]);
NullSpace(A);
ColumnSpace(A);
```

$$A := \begin{bmatrix} 1 & 0 & 1 & 0 & 1 \\ 0 & 1 & 0 & 1 & 0 \end{bmatrix}$$

$$\left\{ \begin{bmatrix} -1 \\ 0 \\ 0 \\ 0 \\ 1 \end{bmatrix}, \begin{bmatrix} 0 \\ -1 \\ 0 \\ 1 \\ 0 \end{bmatrix}, \begin{bmatrix} -1 \\ 0 \\ 1 \\ 0 \\ 0 \end{bmatrix} \right\}$$

$$\left[ \begin{bmatrix} 1 \\ 0 \end{bmatrix}, \begin{bmatrix} 0 \\ 1 \end{bmatrix} \right]$$

## 75 How to fix the interface to using Maple notation for input?

Go to tools->options, and Display, and select Maple notation for input display.

## 76 How to find all solutions using allvalues ?

```
solve(x^2-sin(x),x);
RootOf(-sin(_Z)+_Z^2)

allvalues(%);
RootOf(-sin(_Z)+_Z^2, 0.), RootOf(-sin(_Z)+_Z^2, .8767262154)

evalf(%);
0., .8767262154
```

## 77 How to add one to only the elements of the diagonal of a matrix?

Use Map with filter

```
A:=< 1,2,3;4,5,6;7,8,9>;
LinearAlgebra:-Map[(i,j)->evalb(i=j)](x->x+1,A);
```

## 78 How to search help for updates on some package

Go to <http://www.maplesoft.com/support/help/search.aspx>  
and type say updates,Maple17,DE in the small box there.

## 79 How to work with groups in worksheet

From <http://www.mapleprimes.com/questions/201092-How-To-Insert-New-Paragraph-On-Its-Own> by Carl Love:

```
I use these special keystrokes constantly in my Maple worksheet typing:

Ctrl-J: Insert execution group below cursor.
Ctrl-K: Insert execution group above cursor.
Ctrl-T: Switch from executable code mode to text mode (for entering extended formatted comments).
Ctrl-M: Switch from text mode to executable code mode.
Shift-Enter (or Shift-Return): Begin a new line in the same execution group.
Func-3: Split execution group into two (at cursor).
Func-4: Join cursor execution group with execution group below.
```

## 80 How to read code into worksheet?

Use the read command, as in read "mycode.mpl" where mycode.mpl is plain text file that contains maple code

## 81 Code editors for Maple

1. <http://www.mapleprimes.com/forum/codeeditormaple>
2. <http://www.mapleprimes.com/blog/joe-riel/emacs-mode-for-maple>
3. <http://www.mapleprimes.com/blog/jacquesc/vim-mode-for-maple><http://moedit.sourceforge.net/>
4. <http://www.maplesoft.com/products/toolboxes/IDE/index.aspx>

## 82 How to find if package is module or table?

New packages are module, which allows using `packageName:-function()` since it is easier. Old packages use tables which needs `packageName[function]()` which is not common.

To find if package is based on module or not, use the command

```
type(combstruct, '`module`');
```

This will return true or false. To know if name is package use the command

```
type(combstruct, 'package');
```

## 83 How to replace a string?

```
file_name :=StringTools:-SubstituteAll(file_name,":","-");
```

## 84 How to use geometry and plottools ?

```
restart;
c:= i->([i/(1+i),0],1/(1+i));
d:= i->([1,1/i],1/i);
geometry:-circle(c1,[geometry:-point(o,2/3,0),1/3],[x,y]):
geometry:-circle(c2,[geometry:-point(o,1,1),1],[x,y]):
geometry:-intersection(o,c1,c2,[u,v]):
plots:-display(plottools:-circle(c(2)),plottools:-circle(d(1)),geometry:-draw(o));
```

To know more about the intersection, use this:

```
geometry:-detail(o);
```

## 85 How to simplify log expressions ?

Use symbolic option

```
restart;
simplify(ln(3^x/2^y) =ln(n),symbolic);
```

## 86 How to simplify hyperbolic expression ?

How to convert

$$\frac{3 + 2 \sinh(x)^2}{\sinh(x)^2 \tanh(x)}$$

to

$$3 \coth^3(x) - \coth(x)$$

```
restart;
e := (3+2*sinh(x)^2)/(sinh(x)^2*tanh(x));
expand(student[changevar](sinh(x)^2=tanh(x)^2/(1-tanh(x)^2),e));
```

## 87 How to create text file and append string to it?

```
restart;
try
  fd := -1;
  fd := fopen("C:\\output3.txt", APPEND, TEXT);
catch:
  print(`Unable to open file, error is`);
  print(StringTools:-FormatMessage(lastexception[2]));
end try:

if not(evalb(fd=-1)) then #file open ok
  str:="hello world";
  try
    fprintf(fd,"%s\n",str);
  catch:
    print(`failed to append to file, error is`);
    print(StringTools:-FormatMessage(lastexception[2]));
  finally:
    close(fd);
  end try;
fi:
```

## 88 How to search packages and libraries?

To find in which library a command is do

```
with(LibraryTools);
FindLibrary('int',all); #find which library command int is in

"C:\Program Files\Maple 18\lib\update.mla",
"C:\Program Files\Maple 18\lib\DEsAndMathematicalFunctions18.mla",
"C:\Program Files\Maple 18\lib\maple.mla"
```

To get content of library do

```

restart;
with(LibraryTools):
LibLocation:=cat(kernelopts(maplemdir),"/lib/maple.mla");
c:=ShowContents(LibLocation);

```

Then can use this to print the name of each symbol/command, and then use whattype command to find its type

```
seq(c[i,1],i=1..20);
```

To get list of Maple kernel builtin commands and symbols, use this. Written by Acer from Maple prime site:

```

restart:
interface(warnlevel=0):
started := false:
T := 'T':
for i from 1 to 1000 do
  f := eval(parse(cat("proc() option builtin=",i,"; end proc")));
  p := (s->StringTools:-Take(s,StringTools:-Search(";",s)-1))(convert(eval(f),string)[26..]);
  if not type(parse(p),posint) then
    T[i] := p;
    started := true;
  else
    if started then i:=1000; next; end if;
  end if;
end do:
i;
[ entries(T,nolist) ];
nops(%);

```

The above gives on Maple 18.02 the following

```

["crinterp", "equation", "`{}`", "even", "debugopts",
"embedded_imaginary", "define_external", "embedded_real",
"coeff", "cx_zero", "coeffs", "embedded_axis", "conjugate",
"constant", "convert", "cx_infinity", "dlclose", "identical",
"divide", "hfloat", "`done`", "function", "`$`", "fraction",
"denom", "float", "degree", "finite", "disassemble",
"extended_rational", "diff", "extended_numeric", "frem",
"`union`", "frontend", "upperbound", "exports", "writeto",
"factorial", "`xor`", "evalgf1", "type", "expand", "typematch",
"entries", "unames", "evalb", "unbind",
"`evalf/hypergeom/kernel`", "atomic", "hfarray", "anything",
"hastype", "complex", "has", "boolean", "goto", "`:-`",
"gmp_isprime", "`!`", "genpoly", "anyfunc", "gc", "algebraic",
"SFfloatMantissa", "ssystem", "Scale10", "`stop`", "Scale2",
"sort", "SearchText", "`[]`", "`~`", "`subset`", "~Array",
"subsindets", "~Matrix", "streamcall", "~Vector", "subs",
"Unordered", "table", "ToInert", "system",
"_hackwareToPointer", "substring", "UpdateSource", "subsop",
"_maplet", "trunc", "_jvm", "`kernel/transpose`", "_treeMatch",
"tcoeff", "_savelib", "taylor", "abs", "rtable_num_dims",
"addressof", "rtable_num_elems", "_unify", "rtable_options",
"_xml", "rtable_redim", "`and`", "rtable_scale", "andmap",
"rtable_scanblock", "alias", "rtable_size", "anames",
"rtable_sort_indices", "assign", "savelib", "assemble",
"rtable_zip", "array", "select", "appendto", "searchtext",
"cat", "series", "callback", "selectremove", "bind", "sign",

```

```

"attributes", "setattr", "ormap", "ArrayOptions", "order",
"Array", "parse", "`**`", "overload", "`*`", "`::`", "numer",
"CopySign", "numelems", "`~`", "`or`", "`||`", "op", "nops",
"seq", "normal", "time", "`not`", "piecewise", "numboccur",
"`?[]`", "userinfo", "modp2", "inner", "mods", "timelimit",
"mvMultiply", "traperror", "negate", "rtable_normalize_index",
"call_external", "rtable_is_zero", "assigned", "rtable_indfns",
"evalf", "rtable_histogram", "eval", "evaln", "rtable_eval",
"truefalse", "evalhf", "rtable_convolution", "tabular", "mul",
"rtableInfo", "zppoly", "`if`", "rtable", "uneval", "remove",
"sfloat", "rhs", "specfunc", "readlib", "string", "reduce_opr",
"symbol", "ASSERT", "`?()`", "realcons", "TRACE", "`quit`",
"relation", "_local", "pointto", "sequential", "add", "print",
"set", "SFloatExponent", "iolib", "radical", "SDMPolynom",
"`int/series`", "protected", "Record", "irem", "procedure",
"Re", "iquo", "poszero", "isqrt", "real_infinity", "RETURN",
"is_gmp", "ratpoly", "`+`", "lcoeff", "rational", "OrderedNE",
"kernelopts", "range", "Object", "NumericEventHandler",
"icontent", "numeric", "NumericStatus", "igcd", "odd",
"NumericClass", "ilog10", "nonpositive", "NumericEvent",
"ilog2", "nonreal", "`implies`", "posint", "NameSpace",
"indets", "positive", "NextAfter", "indices", "polynom",
"MPFloat", "`intersect`", "pos_infinity", "MorrBrilCull",
"`<`", "member", "neg_infinity", "Im", "maxnorm", "name",
"`<>`", "max", "negint", "`<=`", "map2", "negative", "modp1",
"nonnegative", "FromInert", "modp", "negzero",
"EqualStructure", "`minus`", "nonposint", "`>=`", "min",
"nonnegint", "`>`", "DefaultUnderflow", "lexorder",
"imaginary", "`=`", "lhs", "indexable", "ERROR", "ldegree",
"indexed", "EqualEntries", "length", "integer", "macro",
"list", "DEBUG", "map", "literal", "`..`", "lowerbound",
"`module`", "Default0", "lprint", "moduledefinition",
"DefaultOverflow"]

```

296

## 89 How to numerically solve a BVP ode and plot the solution?

This one has one solution

```

eq:=diff(u(z),z$2)+(k-1)*diff(u(z),z)/z+lambda*exp(u(z))=0;
sol:=dsolve({subs({k=1,lambda=2},eq),u(0)=1,u(1)=0},numeric,u(z),
            method=bvp[midrich], 'abserr '=0.001);
plots[odeplot](sol);

```

This solved coupled ODE's, so there are 2 solutions. Say  $x_1(t)$  and  $x_2(r)$ , It is a little tricky to plot all solutions generated, but here is an example

```

restart;
R := 0.4; px := 32000; Mm := 0.1; Ds := 9; D02 := 7.2; YXS := 0.3; KS := 10;
Sp := 30; Cb := 8; K02 := 0.2; R0 := 0.000001; YX0 := 0.42857;
Vs := px*1/YXS*(Mm*x2(r))/(KS + x2(r))*x1(r)/(K02 + x1(r));
Vo := px*1/YX0*(Mm*x2(r))/(KS + x2(r))*x1(r)/(K02 + x1(r));

eqs := diff(x1(r),r$2) + 2/r*diff(x1(r),r)= Vo/D02,
diff(x2(r),r$2) + 2/r* diff(x2(r),r)= Vs/Ds;
ic:=D(x1)(R0)=0,x1(R) = Cb,D(x2)(R0)= 0, x2(R) = Sp;
sol:=dsolve({eqs,ic},numeric,{x1(r),x2(r)},'abserr'=.52,'maxmesh'=1000,output=listprocedure);

```

And now to plot do

```

x1Sol:=rhs(sol[2]);
plot(x1Sol(r),r=0..0.4);

x2Sol:=rhs(sol[4]);
plot(x2Sol(r),r=0..0.4);

```

## 90 How to find the indicial equation for an ODE?

For say Bessel ode of order zero:

```

eq:= x^2*diff(y(x),x$2)+x*diff(y(x),x)+x^2*y(x)=0;
DEtools[indicialeq](eq,x,0,y(x));
#x^2 = 0

```

The third argument above is the singularity point of interest. So we have two roots, both zero. These are now used for finding the power series solution  $y(x)$  if needed.

Another example, is Bessel of order 1

```

eq:= x^2*diff(y(x),x$2)+x*diff(y(x),x)+(x^2-1)*y(x)=0;
DEtools[indicialeq](eq,x,0,y(x));
#x^2-1 = 0

```

## 91 How to display on screen for specific width?

This below by Axel Vogt posted on `sci.math.symbolic` which does a nice job of formatting output to specific width.



```

split_for_print:=proc(expr, len)
  # expr = some Maple expression
  # len = length to split with line breaks
  local L,s,tmp,j;
  s:=convert(expr, string);
  L:=[StringTools:-LengthSplit(s, len)];
  for j from 1 to nops(L) do
    # if j = nops(L) then printf("%s ;", L[-1])
    if j = nops(L) then printf("%s", L[-1])
      else printf("%s\\n", L[j]);
    end if;
  end do;
end proc;

evalf[100](Pi);
split_for_print(%, 40);

3.14159265358979323846264338327950288419\
7169399375105820974944592307816406286208\
998628034825342117068

```

## 92 Maple IDE links

for VIM

1. <https://code.google.com/p/maplevim/source/browse/trunk/syntax/maple.vim>

in vim, type `set syntax=maple` after putting the file `maple.vim` in `~/.vim/syntax/maple.vim`.

I found `maple.vim` in above link.

For Maple IDE

MapleIDE18

## 93 loading, remove and finding what packages loaded

use `packages()`; to find what packages loaded. use `unwith` to remove package

```

packages();
                                []

with(DynamicSystems):
packages();
                                [DynamicSystems]

unwith(DynamicSystems);
packages();
                                []

```

## 94 some rules of thumbs when using Maple

1. put `restart` in separate execution group
2. do not use `with` inside `proc()`. Use `uses` instead.

## 95 How to write derivative

To write  $y'(x) = x$ , one way is `diff(y(x),x)=x` and another is `D(y)(x)=x`. To write  $y''(x) = x$ , one way is `diff(y(x),x$2)=x` and another is `(D@@2)(y)(x)=x`.

To convert from one form to another use `convert(eq,diff)` or `convert(eq,D)`

## 96 How to solve heat PDE in 1D in Maple 2017?

to solve  $\frac{\partial u(x,t)}{\partial t} = k \frac{\partial^2 u(x,t)}{\partial x^2}$  with homogeneous dirichlet boundary conditions  $u(0,t) = 0, u(L,t) = 0$  the commands are

```
restart;
pde:=diff(u(x,t),t)=k*diff(u(x,t),x$2);
bc:=u(0,t)=0,u(L,t)=0;
sol:=pdsolve([pde,bc]) assuming 0<L;
```

Which gives

$$u(x,t) = \sum_{n=1}^{\infty} C1(n) \sin\left(\frac{\pi n x}{L}\right) e^{-\frac{k\pi^2 n^2 t}{L^2}}$$

Which can be made more readable as follows

```
sol:=algsubs(_Z1=n,sol):
sol:=algsubs(Pi*n/L=lambda(n),sol);
```

$$u(x,t) = \sum_{n=1}^{\infty} C1(n) \sin(x\lambda(n)) e^{-kt(\lambda(n))^2}$$

For homogeneous Neumann B.C., at  $x = 0$ , let  $\frac{\partial u}{\partial x} = 0$  and at  $x = L$  let  $u(L,t) = 0$ , the solution it gives looks different than my hand solution

```
restart;
pde:=diff(u(x,t),t)=k*diff(u(x,t),x$2);
bc:=D[1](u)(0,t)=0,u(L,t)=0;
pdsolve([pde,bc]) assuming 0<L;
```

It gives

$$u(x,t) = C3 C2 \left( e^{1/4 \frac{2i\pi x L - k\pi^2 t}{L^2}} + e^{-1/4 \frac{\pi(2ixL + k\pi t)}{L^2}} \right)$$

I need to look more into the above and see if this comes out to be the same as my hand solution. Another example, with initial conditions now given

```

restart;
pde:=diff(u(x,t),t)=k*diff(u(x,t),x$2);
bc:=D[1](u)(0,t)=0,u(L,t)=0;
ic:=u(x,0)=f(x);
sol:=pdsolve([pde,bc,ic],u(x,t)) assuming 0<L;
sol1:=algsubs(_Z2=n,sol);

```

The result is

$$u(x,t) = \sum_{n=1}^{\infty} \left( 2 \frac{1}{L} e^{-1/4 \frac{k\pi^2 t(1+2n)^2}{L^2}} \cos\left(1/2 \frac{\pi x(1+2n)}{L}\right) \int_0^L f(x) \cos\left(1/2 \frac{\pi x(1+2n)}{L}\right) dx \right)$$

Another example

```

restart;
pde:=diff(u(x,t),t)=k*diff(u(x,t),x$2);
bc:=D[1](u)(0,t)=0,u(L,t)=0;
ic:=u(x,0)=3*sin(Pi*x/L)-sin(3*Pi*x/L);
sol:=pdsolve([pde,bc,ic],u(x,t)) assuming 0<L;
sol1:=algsubs(_Z2=n,sol);

```

$$u(x,t) = \sum_{n=1}^{\infty} 768 \frac{1}{\pi (16n^4 + 32n^3 - 136n^2 - 152n + 105)} e^{-1/4 \frac{k\pi^2 t(1+2n)^2}{L^2}} \cos\left(1/2 \frac{\pi x(1+2n)}{L}\right)$$

Another example

```

restart;
pde:=diff(u(x,t),t)=k*diff(u(x,t),x$2);
bc:=u(0,t)=0,u(L,t)=0;
ic:=u(x,0)=3*sin(Pi*x/L)-sin(3*Pi*x/L);
sol:=pdsolve([pde,bc,ic],u(x,t)) assuming 0<L;

```

$$u(x,t) = \sin\left(\frac{\pi x}{L}\right) e^{-9 \frac{\pi^2 kt}{L^2}} \left( -2 \cos\left(2 \frac{\pi x}{L}\right) + 3e^{8 \frac{\pi^2 kt}{L^2}} - 1 \right)$$

The above answer seems wrong. There is not even a summation in it. It is different from my hand solution. Look more into it.

## 97 How to make multiple assumptions on a symbol?

```
assume( A::AndProp(NonZero,constant) );
```

Now can use is(A,constant);

## 98 How to make Maple display $\text{diff}(y(x),x)$ as $y'(x)$ ?

Add this

```
Typesetting:-Settings(typesetprime=true, prime=x):
```